

# We Are Made in God's Image

**PRO TIP**  
Download other grades for alternate activities!

## CONNECTIONS TO THE CATECHISM OF THE CATHOLIC CHURCH

CCC 356–379

## MATERIALS

- ▶ [Communion of Persons](#) worksheet (one per student)
- ▶ Three pieces of differently-colored construction paper per student
- ▶ Scissors and tape

## CHRISTIAN ANTHROPOLOGY STANDARDS

4.5.1 TOB Extrapolate how man is created in God's image through the communion of persons. (TOB 9:3, 14:6; CCC 355–357)

## SUGGESTED TIME

20 minutes

## Teacher Background

In the first chapter of Genesis, we read that God created mankind in His image. People have pondered this powerful message for millennia. We have discovered much about who we are as humans as God has revealed to us more about who He is. God is love, and to be made in His image and likeness means that we are made in love, for love. God is the Blessed Trinity. This means that God exists in a relationship of life-giving love within Himself. Therefore, it follows that humans made in His image are made for and most perfectly reflect God when we are in relationship with one another.



### HOW DOES THIS LESSON HELP INOCULATE STUDENTS AGAINST GENDER IDEOLOGY?

Gender ideology asserts that each person is free to define love as they see fit. But the truth is that love means making a gift of self. Humans made in His image most perfectly reflect God when we are in relationship with one another. But not just any relationship, but specifically one in which we make a gift of self so that another may have life. Men and women are both called in a special way to reflect God's own nature of love by loving.

## Activity

- Distribute the [Communion of Persons](#) worksheet, which has directions for a craft activity.
- Have each student cut three pieces of different colored paper into three large loops. Label one "Father," one "Son," and one "Holy Spirit" (see images 1–3).
- Then help students cut the Holy Spirit loop (see image 4) and place the Son loop inside the Father loop (see image 5).
- Then, have them take the Holy Spirit loop and weave it between the four sides, so that it is on the outside of the Father loop, and the inside of the Son loop (see image 6). Tape the Holy Spirit loop to close it (see image 7).
- Show your students how, if you take away one, the other two would fall apart (see image 8).
- Then, ask students to raise their hands if they have ever heard anyone say that God is love. Explain the following to your students: Love is God's very nature, so much so that God exists in a relationship of love. The Trinity means that his very nature is a relation-



ship. In the story of Creation from the Book of Genesis, God says “Let us make human beings in our image, after our likeness” (1:26). Point out how God speaks in the plural of Himself. Why? Because He is speaking of Himself as the three Persons of the Holy Trinity.

- G. Continue to explain the following: We then read that “God created mankind in his image; in the image of God he created them; male and female he created them” (Genesis 1:27). What does this passage mean? We are—as mankind, male and female—created in the image of God. God’s very nature is a permanent relationship of life-giving love. Because we are made in His image, we are made for a permanent relationship of life-giving love. God designed men and women to make a gift of themselves for the good of others.
- H. Continue to explain that this life-long gift that every single human being is called to make will either be to Jesus and His Church (in priestly or religious life) or to their spouse (in marriage.) The special differences between men and women exist because men and women are called to make a gift of themselves in a unique way. Both contributions give life - spiritual life as a priest or religious, or physical life as the love of husbands and wives, in the ordinary course of things, brings forth life of their children. Men and women are both called in a special way to reflect God’s own nature of love by loving.

# Communion of Persons

**Directions:** Follow your teacher's directions to make the craft below. Then read the information and answer the reflection question.



Image #1



Image #2




Image #3



Image #4




Image #5


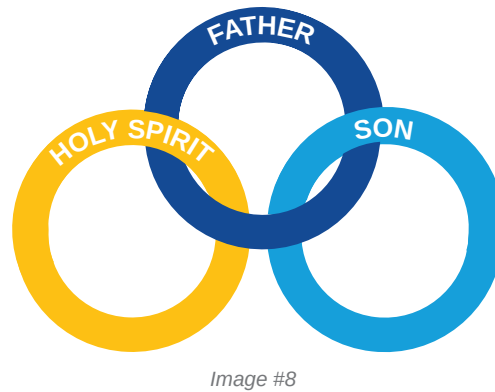
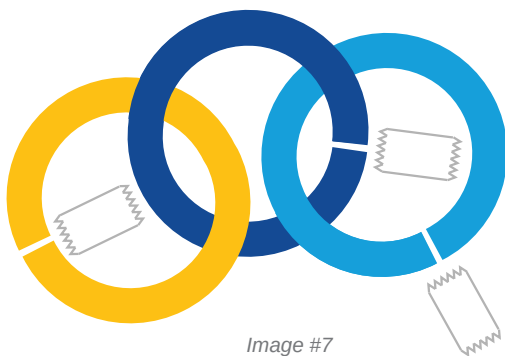


Image #6

## STUDENT WORKSHEET ANSWER KEY



### Reflection Question

We read that “God created mankind in his image; in the image of God he created them; male and female he created them” (Genesis 1:27). How are men and women each called to reflect God’s love?

**Men and women are created in the image of God. God’s nature is a permanent relationship of life-giving love. This means that each person is made for a permanent relationship of life-giving love. We are called to make a gift of ourselves. Men and women are both called in a special way to reflect God’s own nature of love by loving. Accept additional answers**

# **We Are Made in God's Image**

# Communion of Persons

**Directions:** Follow your teacher's directions to make the craft below. Then read the information and answer the reflection question.



Image #1



Image #2




Image #3



Image #4




Image #5




Image #6

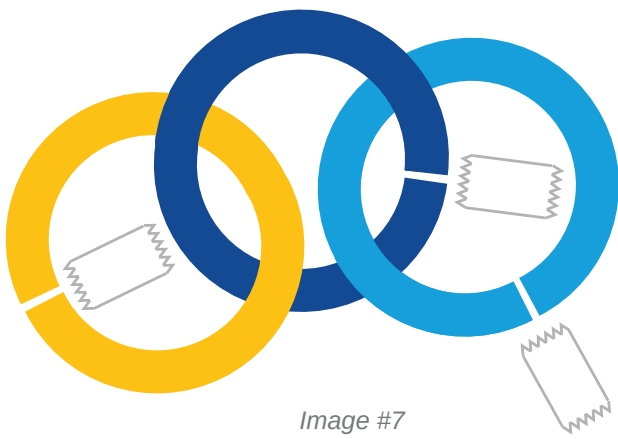


Image #7

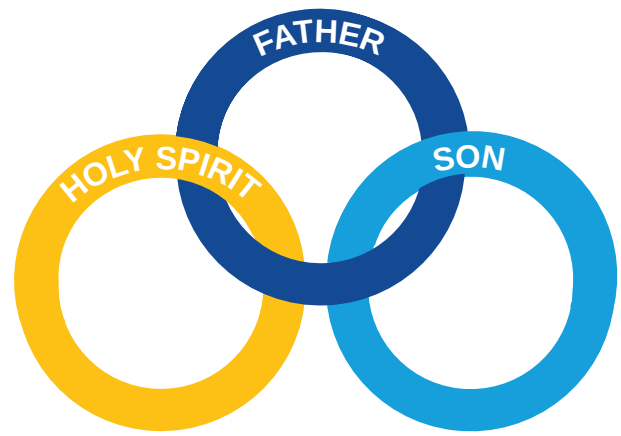


Image #8

### Reflection Question

We read that “God created mankind in his image; in the image of God he created them; male and female he created them” (Genesis 1:27). How are men and women each called to reflect God’s love?

---

---

---

---

---

---

---