

# God Made You and Will Always Love You

**PRO TIP**  
Download other  
grades for alternate  
activities!

## CONNECTIONS TO THE CATECHISM OF THE CATHOLIC CHURCH

CCC 301, 356

## MATERIALS

- ▶ [God Made You and Will Always Love You](#) (foldable booklet)



## CHRISTIAN ANTHROPOLOGY STANDARDS

K.1.1 TOB Express that creation is a gift from God who is loving.  
(TOB 13:2-3; CCC 301, 356)

## SUGGESTED TIME

10 minutes

## STUDENT PAGES 1-2





**God made a flower.  
It will always be a flower!  
God loves the flower as  
He made it to be.**

### Activity

- A.** Prepare a booklet for each child by printing them out double-sided and folding, or you may also make just one for yourself to hold up as you read.
- B.** Hold up the first pages and read aloud the words on the page.
- C.** Ask the class what they see on the page. Point to the flower, and ask if they can see anything on the page that shows God loves the flower as He made it to be. *Accept all answers. Students may say he is shining the sun's rays on the flower, the flower looks happy, and so forth.*
- D.** Continue to read aloud, asking the class what they see in the background on the each page, and how they can tell God loves His creation.

**ACTIVITY CONTINUES**


**STUDENT PAGES 3-4**



**God made a humming bird.  
He'll always be a humming bird.  
God loves him as He made him to be.**



**God made a dog.  
He'll always be a dog!  
God loves him as He made him to be!**



**God made a boy named Joe.  
He'll always be a boy!  
God loves Joe as He made him to be.**

## STUDENT PAGES 5-6



**God made a girl named Marie.  
She'll always be a girl.**




**God loves Marie as He  
made her to be.**

- E. After reading them aloud, hold up these pages and ask what are some things in God's creation they can see. Accept all answers.
- F. Emphasize that Joe and Marie in this story, and their family we see on the next page, and all people everywhere, are part of God's creation! We are part of creation, and God loves us!

**ACTIVITY CONTINUES**



## STUDENT PAGES 7-8



- G.** After reading aloud these pages, hold up the pictures and ask which is the girl, and which is the boy.
- H.** Explain that God makes every person a girl or a boy. Girls stay girls their whole lives, and boys stay boys their whole lives! Being a girl is wonderful, and being a boy is wonderful!

**ACTIVITY CONTINUES**

## STUDENT PAGE 9



**If you are a boy, you'll  
always be a boy!**

**If you are a girl, you'll  
always be a girl!**

**God loves you as He made you to be.**

**And He always will!**

1. Finish reading the story, and explain that God makes each of us a boy or a girl, and that never changes, just like His love for us never changes!

**God Made  
You and  
Will  
Always  
Love You**



**If you are a boy, you'll  
always be a boy!**

**If you are a girl, you'll  
always be a girl!**

**God loves you as He  
made you to be.**

**And He always will!**



**God Made You  
and Will Always  
Love You**





**He made you a boy or a girl.**



**God made you!**



**God made a flower.  
It will always be a flower!  
God loves the flower as  
He made it to be.**




**God loves Marie as He  
made her to be.**





**God made a girl named Marie.  
She'll always be a girl.**



**God made a hummingbird.  
He'll always be a hummingbird.  
God loves him as He made him to be.**





**God made a dog.  
He'll always be a dog!  
God loves him as He  
made him to be!**



**God made a boy named Joe.  
He'll always be a boy!  
God loves Joe as He made him to be.**